

## Provide you with optimal storage solution

The worldwide cooperation to Tailift business and product developing help Tailift achieve a leading position on product innovation and diversification.



**Address:** 5. ZiLi 1 st Rd, Nankang Ind. zone, Nankang, NanTou, Taiwan.

**Tel:** +886-49-2263800


**Fax:** +886-49-2252919

**E-mail:** insales@tailift.com.tw

**Web site:** www.tailift.com



DOC.S/N-DEB042 Edition:04



TAIWAN NO.1 world's reputation  
Forklift truck



40  
Anniversary

**Tailift**

# Tailift



## Company profile

Tailift established in 1973 in Taiwan. With 35 years experience in the research and development of Material Handling Equipments, Tailift now have 3 manufacture plants worldwide inclues, Taiwan, China (Qingdao), and US (California).

1. Sales champion in Taiwan forklift market for last 10 years.
2. Top 20th of industrial truck World's Ranking.
3. The No. 1 foreign investor in China.
4. Ranking as No. 3 distribution and Sales in China.
5. Leading and the largest forklift manufacturer in Taiwan.
6. Fully production capacity is 28000 units/ year.

Tailift forklift trucks are sold more than 50 countries around the world, and enjoy the considerable success in several markets. Tailift manufactures serial types of materials handling machines include ICE counterbalance trucks, electric counterbalance trucks, pallet rucks, stacker, reach trucks, tow tractors and VNA trucks. Full range forklifts capabilities from one to ten tones are all available as customer's needs.

## Award & Certification

2012 Taiwan Excellence



CE & EPA qualify

All series of Tailift forklift trucks are obtained with the CE mark .

ISO 9001-2008 International quality inspection certification.



# 9L Plus series/ 2.0-3.5 ton LPG/ Diesel/Gasoline

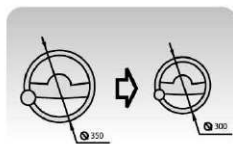
## Brand New Economy truck Stable & Indurable



- **Multifunctional Instrument panel**  
Easy read instrument panel installs in between steering wheel and left front side wind shield. It display the status of forklift performance without interfering by steering wheel operations.



- **Adjustable steering column**  
Compact steering column panel, is with streamline design. Provide flexible operations & great comfort.



- **Smaller steering wheel**  
Smaller 300mm steering wheel easy to operate and reduce operator's arm and shoulder's workload.

- **New rear axle**



The new axle provides wider steering angles to 80 degree and reduces to a smaller turning radius.



- **LED light**  
Independent front light and directional lights Provides longer service life with much lower power consumption.



- **Spacious operation space**  
Enlarge the get-on step, it provides wider and better space among all series. The non slip step will add more safety to operator.



- **Engine Cover (Steel)**  
Change engine cover material to metal in order to increase durability.



- **Internal hidden tilt cylinder**  
Internal tilt cylinder avoids and reduces scrape possibility. Enlarge access space and given better appearance.



- **Non-slip entry step**  
Large foot space and non-slip make the operator get on and get off the vehicle more easily.

### Clear view for operator



Excellent top view



Excellent rear view

Excellent front view



Excellent down view

# 9L series / 1.5-5.0 ton

## LPG/Diesel/Gasoline



We designed it to deliver tremendous value, without cutting corners, to deliver a rock-solid forklift. Read on to find out how our innovative design gives you high-end features without the high-end price, and how we built the professional to give you one of the safest, most efficient forklifts on the market.



### Tailift transmissions

The transmission used in the MD series 1.5-3.5T single-speed and 4-5T two-speed F/R use advanced hydrodynamics for great precision and smoothness. The solenoid-controlled electronic F/R lever gives the operator fingertip directional control without taking their hands from the steering wheel.



### Asbestos-free brake shoes

High-friction brake use non-asbestos shoes.



### Hydraulic lift cylinder safety check valve

A check valve has now been added to the mast to control the drop speed, automatically avoiding crashes, damaged goods and excessive noise.



### Standard fork carriage (6 rollers)

All our mast assemblies use a 6-roller carriage for smooth operation even at full capacity. A 1220mm high-load bracket is standard for increased load control and operator safety.



### Hydraulic steer axle

The rear axle delivers great maneuverability by allowing very high steer angles. It offers exceptional durability and lower maintenance than traditional steering linkages.

ECONOMY



### Integrated heavy-duty overhead guard

The overhead guard is not a bolt-on afterthought. It's designed right into the chassis to provide optimal protection for your operators. As an integral part of the vehicle, it increases the overall strength of the chassis for rugged durability, especially in applications with uneven surfaces.



### Tilting steering column

The steering column tilts for perfect driver ergonomics.



### Electric F/R control lever

The forward/reverse lever gives fingertip control of the solenoid controlled transmission. Fast, easy direction changes means more efficient operation.



New front cowl



Large foot space



Exhaust pipe, upward



Swing out LPG bracket

ECONOMY

# Eco-Z series/ 1.8-3.5 ton

## LPG/ Diesel/Gasoline



### • Multifunctional LCD panel

This multifunctional instrument panel is in the central position. Large and easy to read various functions and provides the operator with the maintenance information and suggestions.



### • Internal hidden tilt cylinder

Internal tilt cylinder avoids and reduces scrape possibility. Enlarge access space and given better appearance.

### • Non-slip entry step

Large foot space and non-slip make the operator get on and get off the vehicle more easily.



### • Interlock parking brake

The parking brake has safety protection switch, it is necessary to release the parking brake in order to avoid the touch accident and to ensure the safety.



### • High mounted combination rear lights

Integral OHG light include side, reverse, rear lights, brake and direction indicators.

### • Large front lights

Integral head light and side lights.



### • Hydraulic control levers

The mechanical-hydraulic control lever disposed at the front of the panel. The ergonomic headlines designed to help reduce the driver's arm fatigue.

### • Horizontal brakes system

Extended brake pedal arm and reduce pedal resistance design to achieve the purpose of least resistance.



### • Adjustable steering wheel column

The easy-handling steering wheel column with tilt adjustment helps to provide the ideal operating position and improve performance.



### • Long operator assist grips

have been designed to meet the needs of varying operator sizes.



### • Comfortable seat

- Ergonomic sharp design and adjustable backrest
- Adjustable forward and reverse.
- Retractable safety belt
- Document bag



ECONOMY

ECONOMY

### Clear view for operator



Excellent top view



Excellent rear view



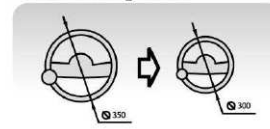
Excellent front view



Excellent down view

### EASY AND SMOOTH TURNING

Small steering wheel



Smaller 300mm steering wheel easy to operate and reduce operator's arm and shoulder's workload.

### New rear axle



The new axle provides wider steering angles to 85 degree and reduces to a smaller turning radius.

### SPACIOUS OPERATION SPACE



### Electric F/R control lever



Integral forward/reverse & direction lever offers easy shifting between forward and reverse while keeping both hands on the wheel. It is easy to reach and fast to change direction

### Easy maintenance



# Z1000 series/ 1.8-3.5 ton

## LPG/ Diesel/Gasoline

Z series Tailift New I.C Forklift Trucks. Lift your business with our extra value and high quality. The best solution to your materials handling needs. The all new Z series offers great performance, comfort, ergonomic, safety for operator and real value for our customer.



### High Performance and low fuel consumption engines

All engines meet EU and EPA emission regulations. Include Yanmar, Isuzu, Nissan, Perkins and GM engines.



### Transmission

Suspended power train with a flexi-coupling to the drive axle is a big innovation. Vibration and noise are greatly reduced.

The remarkable suspension powertrain which achieve low noise and vibration. The noise has been reducing to 79db.



### New suspended braking system

Simplified mechanical linkage reduce the driving components' wear and tear, and extend brake pedal and mechanical structure's life. 10% less on foot's brake force needs.



### Transmission control valve

The control valve is mounted on top of the transmission for easy maintenance and adjustment. Relief valve design to decrease oil pressure impulse.



### Multi-disc brakes

Using industrial oil-immersed disc brakes design. Improve brake shoe durability and friction areas. Suit longer running hours without brake adjustment and reduce your maintenance cost. Suit for wet, dirty, dusty and any working environment.



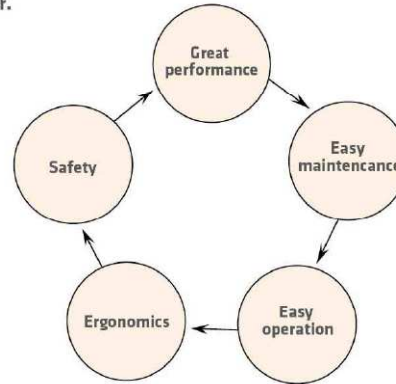
### Hydraulic control

The ergonomic design of levers are provide the perfect positions for operator's hand without causing any extra stress. Optional advanced hydraulics mini lever and joystick with armrest are all new design give more comfort to the operator.



### Pedal type parking brake

Operator can use one foot to control parking brake without changing body position. This feature will improve working efficiency.



### Enlarge F/R Control Lever and Light Lever

Enlarged automotive style light switch and turn signal levers are integrated into the slim profile steering column for easy accessibility and operation.



### Multifunctional LCD instrument panel

A large and easy-to-read multifunctional LCD panel is ergonomic designed for the operator. Which is design 40 degree on the right hand angle of the operator and help operator to read.



### Smaller and Adjustable steering wheel

Smaller steering wheel is easy to operate and reduce operator's arm and shoulder's workload.

Adjustable steering wheel let every driver got the ideal operating position easy and quick.



### Enlarge operation space

380mm wide-open foot space provides the comfortable foot activities space. It is about 30% wider than the other forklift trucks.



### Superior comfort cabin

The new cabin designed with no blind spot. It is a comfortable and safe work place for the operator. The Cabin's 360 degrees crystal view minimums the risk of damage to operator and goods.



### Clear view mast

using 4 cylinders, back type roller and hiding hose design and the new fork carriage assembly allow for excellent visibility and higher residual load capacity.



### Integral heavy duty chassis

A Strong no-bolt integral heavy duty chassis gives the driver 20% more protection from falling loads.



### Internal hidden tilt cylinder

Internal hidden tilt cylinders avoid and reduce scrape possibility. Enlarge access space and given better appearance.



### Hydraulic steering axle

The new axle provides a wider steering angle to 85 degree and reduce to a smaller turning radius. Using high and low blockage fixed way to fix shaft, extend working life time and lower maintenance cost.



### Easy maintenance

1. Removable side-plate.
2. Removable Radiator top Cover.
3. Steel pipe.
4. Waterproof connector.

## Z1000 series/ 4.0-5.0 ton LPG/ Diesel/Gasoline

1. Clear View Mast & Overhead Guard
2. Long Operator Assist Grip
3. Suspension Seat
4. Integral Heavy Duty Chassis
5. Multifunctional Instrument Panel



6. Internal Hidden Tilt Cylinder  
Enlarged Operator's Space



7. High Mounted Rear Lights Large Front Lights
8. Adjustable Steering Wheel Column
9. Smaller Steering Wheel with Superior Turning Radius

10. Electric Parking Brake
  11. Electric F/R Control Lever
- \*Low Center of Gravity

- \*Oil-immersed Disc Brake  
\*Multi-disc Clutch



- \*Low Noise, Low Vibration  
Suspension Transmission



- \*High Performance, Low Fuel  
Consumption Engine



## 9L series/ 6.0-10 ton Diesel



- **Heavy-duty machines. For heavy-duty jobs.**

specifically designed for heavy lifting applications, the 6-10 ton trucks in the Tailift professional line include all the safety and efficiency features we're known for.



- **OKAMURA TRANSMISSION**

The Okamura transmission was developed specifically for forklifts and other types of industrial vehicles. By reversing the direction of the stator it effectively doubles the torque and delivers driving speed in low gear that would typically be produced in 2nd gear.

- **PERKINS 1106D ENGINE**

The six-cylinder Perkins 1106D has almost 30% more horsepower than other engines in its class. It incorporates a high pressure common rail fuel system, multi-port fuel injection and oil injection pressure of 23000psi to deliver higher efficiency than previous generations of engines. The exhaust system adheres to US EPA tier III environmental exhaust standards while improving engine noise by 3-5% over previous versions and improving fuel consumption. The ECU electronic control system is completely digital with engine self-diagnosis and protection features built in.



- **Easy entry and exit**

A low floor height and non-slip steel steps provide a safe entry and exit from the cab.



### Tiltable steering column

The steering column can be adjusted to accommodate any size operator in comfort.



### Hydraulic steering system

The hydraulic systems delivers light steering, quick and accurate response and a small turning radius.



### Electronic accelerator pedal (VDO)


Offering controllable engine speed and quick response is to shorten timing of accelerating.



### High visibility head guard

Excellent visibility is maintained through the heavy-duty safety cage.

## Z 2000 series / 1.5-3.5 ton 3 Wheel / 4 Wheel Electric



Enlarge Non-slip mat



Enlarge operation space



Electric minilever and joystick



Battery cover easy to open

### Clear view for operator



Excellent top view



Excellent rear view



Excellent front view



Excellent down view



#### • Side battery access

Side battery access is easy remove or exchange the truck battery facilitating

- Smaller steering wheel
- Less turning force



0.5kg Q 300

#### • Rear service panel

Rear service panel are easy remove for quick service check and repair

#### • Centralized fuse box

A centralized fuse box for easy inspection





## 7L series/ 1.5-3.0 ton 3 wheel / 4 wheel electric

The new innovation of full AC technology with great performance for indoor and outdoor operation. The full range includes 3-wheel, 4-wheel and battery capacities of 48 and 80 volts. The truck capacity from 1500kg to 3000kg, to meet all your different business need.



### ● Front dual drive motor system

The right and left drive wheels are on separate motors allowing them to rotate in opposite directions to assist in tight radius turns.



### ● Intelligent multi-function display

This one display shows driving speed, battery charge, total hours, operator information and all warnings, all in one compact instrument.



### ● Hydraulic pump motor

AC hydraulic pump motor (15KW) can be adjusted to low output to provide sufficient power for turning and other hydraulic functions.



### ● AC system

The AC controller with Intelligent Torque Control uses regenerative braking in both forward and reverse direction. Our controller delivers sensitive response, low maintenance and noise and accurate speed control.

### ● SME controller

Features with sensitive response, low maintenance. Regeneration braking, electronic brake assist, overheat and short circuit protection



### ● Battery box

Battery installed on the lowest positing of chassis that enhances driving stability.



### ● Dual rear wheels

Dual rear wheels are standard, providing superior safety and stability when lifting and turning.



### ● Advantages:



1. Wet disk brakes (ZF): It is sensitive and increased life cycle.



2. Transmission (ZF): Great reliability, low noise, high safety.



3. Fully hydrostatic steering system.



4. Hydraulic control lever.



5. Wide front vision.



6. Cup holder.

## T-100 series Electric pedestrian stacker

Tailift powered stacker offer you customized solutions for any transport distance and lifting height and easy of use in a wide variety of applications.

### ETTU 18 Pallet truck

#### New AC Technology system

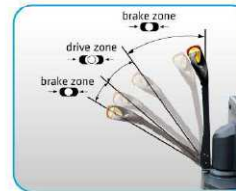
- > To appreciate the latest 24 volt AC drive motor technology.
- > Heavy duty high torque motor ensures optimum control. Starting on a gradient is no problem.
- > High traction torque
- > Low noise
- > Precise control of the driving speed
- > Maintenance-free enclosed motor construction with improved protection against moisture and dirt.
- > Electrical brakes provided a stabilized stop.
- > Smooth speed accelerating without any shaking



#### Tiller head

Multifunctional control handle (Tiller Head) is based on modern ergonomic design. The operator is easy and comfortable to control all Tiller Head functions by just single hand.

#### Built-in charger



#### Safety zone

1. If the operator wants the F/R movement after the stacker is on, he needs to push down Tiller Head in order to move the stacker.
2. When Tiller Head reaches the highest/lowest angle, the stacker will stop from moving.



#### Multi-function LED display

- A. Work Status
- B. Service Warning
- C. Malfunction Warning (Red Light)
- D. Power Indicator
- E. Hours Error Codes



## TD series/ 2.0-2.5 ton Towing tractor

## R-100 series/ 1.4-2.0 ton excellent standard features



### 1. High performance diesel engine

YANMAR 4TNE98 ENGINE		
Displacement	Speed	Output
3319 cc	2725rpm	44.1kw
ISUZU 4JG2 ENGINE		
3059 cc	2450rpm	44.9kw

### 3. Reliable cooling system

- Enlarged Radiator and extra cooling fins would control the temperature below 95°C.
- Enlarged and extra fan blades would cool down the temperature quickly.

### 4. Operator Oriented Design Promises Smooth and Easy Handling

- Comfortable Steering system
- Electric control System (Standard for all models)
- F/R control lever
- Large step for the operator easy entry and exit



### 5. Safety Design

Safety Protection front guard

### 2. Automatic Transmission

Japanese Okamura transmission with high quality .  
Smoother driving with fewer shifts and low vibration ; Two-speed Okamura transmission with fully automatic transmission control.

### 6. Steel Cabin(options)



- Two-Stage Towing Bar Device
- Easy inspection
- Glove compartment
- Ergonomic multifunctional instrument panel
- Automatic Safety Control



### R-100 series with excellent standard features

- The multifunctional centralized control system for AC control.
- Energy saving design with self-diagnosis function
- Small turning radius, improve space utilization
- Minimal load reduction for lift height
- Full AC control system reduce maintenance cost
- Active safety and easy maintenance



### Advanced Performance

- Maximized operation time between recharges  
The AC computer control system monitor power consumption. Therefore, a single charge provides ample power for long periods of operation, increasing the efficiency of material handling tasks.
- Minimal load reduction for lift height  
The low center of gravity increases the truck stability.

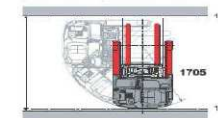
### Advanced Control

- Strong overhead guard  
The rigidity of overhead guard has been strengthened and overhead visibility has been improved for increased safety.
- Clear view for operation  
We have design a wide upper and forward visibility by redesigning the overhead guard and mast structure
- Small-diameter steering wheel  
Reduced operator fatigue during repeated material handling operations.
- Mast soft landing cylinder & shock absorption mast  
Reduces the sound and shock experienced when the forks are lowered.



### Advanced Control

- Neutral safety function during travel and material handling  
If the key switch is turned on while the accelerator lever or the hydraulic lever is being operated, all truck functions are disabled.
- Fast speed and powerful acceleration for increase work efficiency
- Stable turning with small turning radius 1705mm



- No Brush for motor : saving 30% maintenance cost
- The easy-to-read display
- Wheel indicator



	RE14	RE16	RE20
Type of control	Seated	Seated	Seated
Load capacity	kg 1400	1600	2000
Load centre	mm 600	600	600
Turning radius	mm 1610	1705	1755